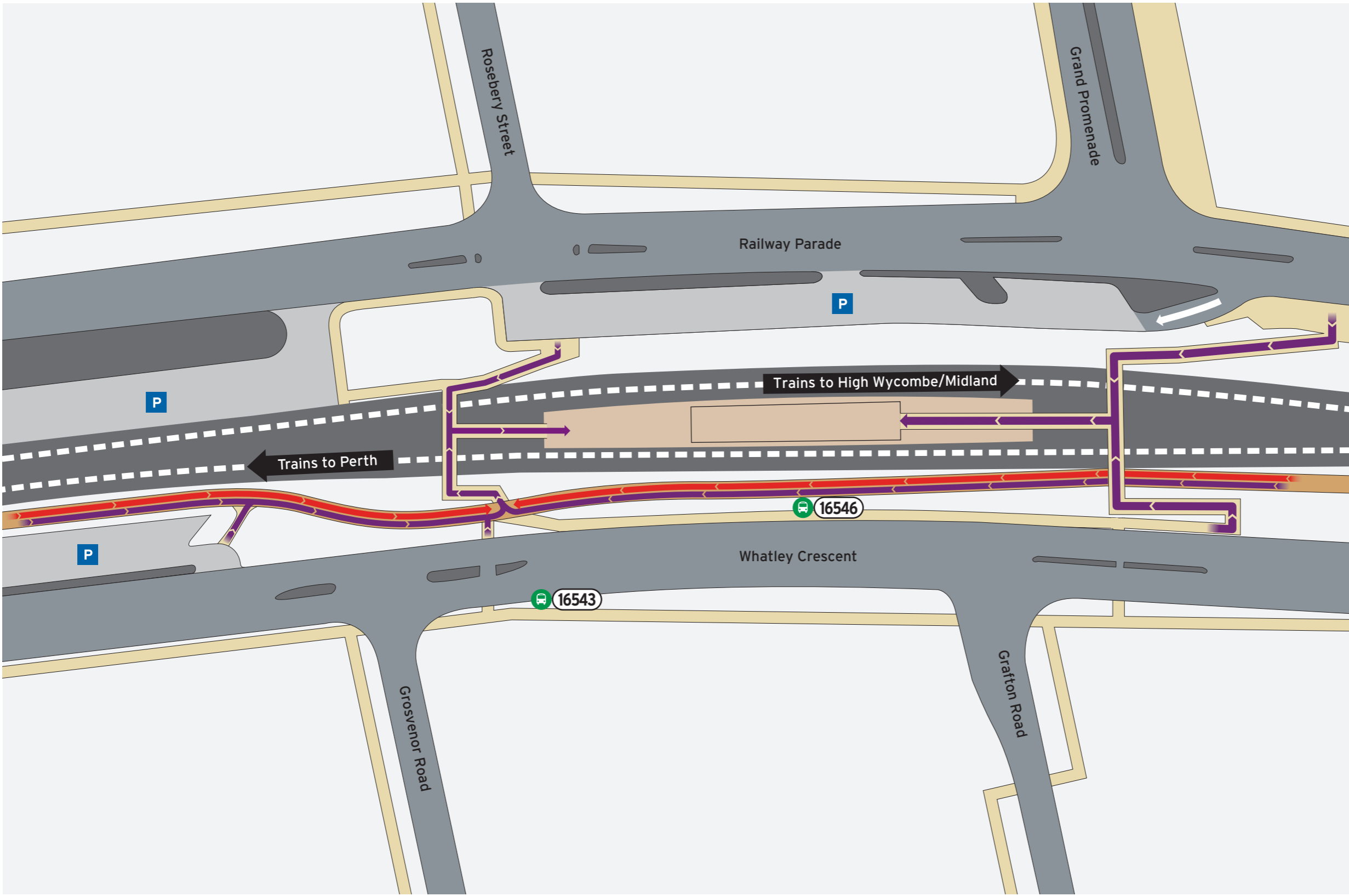













Meltham Station - Access Map



Bus Stands

Stand	Route
16543	Train Replacement to Perth 901
	Train Replacement to Perth 902
16546	Train Replacement to Midland 901
	Train Replacement to High Wycombe 902

Legend

 North Point	 Scale	 All Access  Bicycle Access	 Bus Stand	 Transperth Parking	 Pathways  Platforms	 Principal Shared Path  Road	 Non-Accessible Area
--	--	--	---	--	---	---	---



P | Parking Information

When to pay


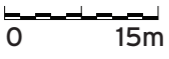










Operating Times
 Monday-Friday Fee applies
 Saturday No charge
 Sunday or Public Holiday No charge*
 *Unless vehicle is parked overnight

\$2.00 per 24hr period or part there of applies.

This parking charge applies to all vehicles.

For more information on parking your vehicle visit transperth.wa.gov.au

Legend

 North Point	 0 15m Scale	 Bike Shelter	 ACROD Parking	 SmartParker Machine	 Pathways	 Principal Shared Path	 Non-Accessible Area
		 Bus Stand	 Transperth Parking		 Platforms	 Road	